





Warning Symbols


Check your car's dashboard lighting as it is essential to identify your car's potential problem, safety issues or immediate failure points.

	<p>Engine Temperature Warning Light</p> <p>Indicator light means the engine temperature has exceeded normal limits. Check coolant level, fan operation, radiator cap, coolant leaks.</p>
	<p>Battery Charge Warning Light</p> <p>Indicator light means that the car's charging system is short of power or is not charging properly. It normally indicates a problem with the battery itself or the alternator.</p>
	<p>Oil Pressure Warning Light</p> <p>Indicator light means loss of oil pressure, meaning lubrication is low or lost completely. Immediately check the oil level and pressure.</p>
	<p>Brake Warning Light</p> <p>Indicator light turns on when the handbrake is on. If it lit continuously, it means that hydraulic pressure has been lost in one side of the brake system or that the fluid level in the master cylinder is dangerously low (due to a leak somewhere in the brake system).</p>

Safety Symbols

Your vehicle's dashboard light plays an important role. These lights indicate an issue with your car that needs either an immediate action or checking.

	<p>Transmission Temperature Indicator light means the engine temperature has exceeded normal limits. Check coolant level, fan operation, radiator cap, coolant leaks.</p>
	<p>Tire Pressure Warning Light Indicator light means the pressure is low in one of your tires.</p>
	<p>Traction Control Off Indicator light means that the vehicles TCS (traction control system) has been deactivated.</p>
	<p>Steering Wheel Lock Indicator light means your steering wheel is locked and can not be moved. To turn off the steering lock, insert the key into the ignition and turn it to at least the first position while turning the steering wheel in either direction.</p>
	<p>Trailer Tow Hitch Warning Indicator lights mean that the tow hitch is unlocked or that there's an issue with the lighting system.</p>
	<p>Traction Control Light Indicator light turns on when the vehicle TCS (traction control system) is activated.</p>
	<p>Service Vehicle Soon Indicator light turns on when there is a fault condition in an area of the vehicle chassis systems such as—the anti-lock (ABS) brake system, the traction control (TCS) system, the electronic suspension system, or the brake hydraulic system.</p>
	<p>Security Alert Indicator light will turn on momentarily if the ignition switch is locked and will need the proper transponder-equipped key to restart. If the light is visible when the vehicle is on, then it typically indicates a malfunction in the security system.</p>
	<p>Side Airbag Indicator light means a fault with the side airbag.</p>
	<p>Reduced Power Warning Indicator light means that the Engine Computer has limited engine power output.</p>

	<p>Seat Belt Indicator Indicator light means that a seat belt has not been secured for a passenger in the vehicle.</p>
	<p>Press Clutch Pedal Indicator to push the clutch.</p>
	<p>Powertrain Fault Indicator light turns on when a powertrain or AWD fault has been detected. Contact your mechanic as soon as possible.</p>
	<p>Power Steering Warning Light Indicator light turns on if there is an issue with the power steering system, and will be disabled until fixed.</p>
	<p>Press Brake Pedal Indicator to push the brake pedal.</p>
	<p>Parking Brake Light Indicator light means park brake is on.</p>
	<p>Overdrive Light Indicator light means that the vehicle's overdrive system has been manually turned off.</p>
	<p>Oil Change Reminder Indicator light means that oil life has expired.</p>
	<p>Master Warning Light Indicator light usually accompanied by another warning light and indicates that one or more warning systems have been detected.</p>
	<p>Information Warning Light Indicator light will turn on when a new message is stored in the information display. It will be red or amber in color depending on the severity of the message and will remain on until the cause of the message has been rectified.</p>

	<p>Icy Road Warning Light Indicator light turns on when the outside air starts to reach freezing temperatures, around 35°F or 3°C.</p>
	<p>Gas/ Fuel Cap Indicator light turns on if the gas/fuel cap is not properly tightened.</p>
	<p>ESP Fault/Traction Control Malfunction Indicator light means that there is a problem with the vehicle's traction control.</p>
	<p>Electric Park Brake Indicator light turns on when the electric parking brake has a malfunction.</p>
	<p>Distance Warning Indicator light means that a vehicle in front is too close or is being approached too quickly, or that a stationary obstacle exists in the direction of travel.</p>
	<p>Clogged Air Filter Indicator light turns on when there is reduced airflow to the engine. Have the air filter replaced or inspected.</p>
	<p>Child Safety Lock Indicator light means child safety lock is active.</p>
	<p>Check Engine or Malfunction Indicator Light (MIL) Indicator light turns on whenever the engine is turned on to check the bulb. If the light stays illuminated, the car's diagnostic systems have detected a malfunction that needs to be investigated.</p>
	<p>Catalytic Converter Warning Indicator light means the catalytic converter is either overheating or not operating as intended.</p>
	<p>Brake Fluid Indicator light means that the brake fluid level is low.</p>

	<p>Brake Pad Warning Indicator light means that the brake pads are worn.</p>
	<p>Brake Lights Warning Indicator light means an exterior brake light bulb is defective. Check the operation of all the exterior brake light bulbs.</p>
	<p>Automatic Gearbox Warning Indicator light means there's a gearbox/transmission malfunction.</p>
	<p>Anti-lock Braking System (ABS) Indicator light means there may be a malfunction in the ABS system.</p>
	<p>All Wheel Drive (AWD/4WD) Indicator light turns on when there is a malfunction with the 4WD system.</p>
	<p>Airbag Indicator Indicator light turns on when the front airbag is switched off. If this lamp lights up or flashes there is a fault in the airbag or seatbelt system.</p>
	<p>Airbag Deactivated Indicator light turns on when there is a fault in the rear spoiler system.</p>
	<p>Adaptive Suspension Dampers Indicator light means there is a need to contact an authorised repairer.</p>
	<p>4 Wheel Drive (4WD) LOCK Indicator Light Indicator light means that the vehicle's 4WD Lock mode is activated.</p>
	<p>Air Suspension Indicator light means that there is a problem with the air suspension bags, likely due to a leak or inflation issue.</p>

Lighting Symbols

Vehicle lighting symbols are connected to your car's lighting system. These symbols are usually blue, green, or yellow in colour.

 <p>GOFAR</p>	<p>Low Beam Indicator Light Indicator light means that the vehicle's dipped beam is on.</p>
 <p>GOFAR</p>	<p>Lamp Out Indicator light means that there is an exterior light on the vehicle that is not functioning properly.</p>
 <p>GOFAR</p>	<p>High Beam Light Indicator Indicator light means your car's high beam headlights are on, or if the high beam flash function is used.</p>
 <p>GOFAR</p>	<p>Headlight Range Control Indicator light turns on if there is an issue detected with the headlight range control system.</p>
 <p>GOFAR</p>	<p>Front Fog Lights Indicator light means front fog lights are turned on.</p>
 <p>GOFAR</p>	<p>Exterior Light Fault Indicator light means any exterior light on your car isn't working.</p>
 <p>GOFAR</p>	<p>Auto High Beam Indicator light means the Auto High Beam system has switched on high beam headlights.</p>
 <p>GOFAR</p>	<p>Adaptive Light System Indicator light will lit when adaptive headlights are turned on.</p>
 <p>GOFAR</p>	<p>Side Light Indicator Indicator light will turn on when the normal headlights are in use.</p>
 <p>GOFAR</p>	<p>Rear Fog Lights Switched On Indicator light means rear fog lights are on.</p>
 <p>GOFAR</p>	<p>Rain and Light Sensor Indicator light means there is an issue with the sensor system. The wipers and lights will not function automatically.</p>










Common Symbols




To avoid future problems with your car it is important to check not just the warning lights but also the common vehicle lights.

	Windshield Defrost Indicator light means that the window defrost is in operation.
	Washer Fluid Reminder Indicator light indicates if the windscreen washer fluid reservoir is nearly empty. Fill the washer fluid reservoir.
	Rear Window Defrost Indicator light means that the rear window defrost is in operation.
	Low Fuel Level Indicator light means that the car is running low on fuel and will soon need a refill.
	Key Not in Vehicle Indicator light means the key is not in the car.
	Hood/ Bonnet Open Indicator light means that the car hood is not closed properly.
	Hazard Lights On Indicator light means hazard lights are turned on.
	Fan Indicator light means that the internal ventilation/fan is in operation.
	Door Ajar Indicator light turns on when one or more doors of the car are not shut properly.
	Direction/Signal Indicators Indicator light means that one of the turn signals (left or right) has been activated.
	Car on Ramp Indicator light means that the vehicle is on a ramp/jack system.

Advanced Feature Symbols

The advanced feature symbols of your car are associated with a special and advanced automotive feature. It prompts you if there are potential issues or if the system is active and operating.

	<p>Recirculated Cabin Air Indicator light means that the vehicle's ventilation system is recirculating air from within the vehicle, suitable when particularly cold outside.</p>
	<p>Rear Spoiler Warning Indicator light turns on when there is a fault in the rear spoiler system.</p>
	<p>Parking with Park Assist Pilot Indicator light means PAP (Park Assist Pilot) is activated.</p>
	<p>Lane Departure Warning Indicator light means the vehicle is detected to be moving out of its current lane without signalling.</p>
	<p>Lane Assist Indicator light turns on when the lane assist system is switched on and road markings can be detected.</p>
	<p>Key Fob Battery Low Indicator light lets you know when your key fob battery needs to be changed and replaced, so you can continue using the remote.</p>
	<p>Ignition Switch Warning Indicator light means there's an issue with the ignition system or the car key. It could be due to a glitch or worn out key.</p>
	<p>Hill Descent Control Indicator light turns on when the system is activated and helps you maintain a specific speed while driving down a hill.</p>
	<p>Forward Collision Warning Indicator light turns on when a potential collision is detected.</p>

	<p>Eco Driving Indicator Indicator light will turn on when the Eco function is activated.</p>
	<p>Cruise Control Indicator light means the cruise control system is activated.</p>
	<p>Convertible Roof Warning Light Indicator light will turn on while the roof is either opening or closing. If the lamp is lit continuously the roof is not fully opened, or there is a fault in the system.</p>
	<p>Brake Hold Indicator Light Indicator light means that the brake hold system is functioning properly.</p>
	<p>Blind Spot Indicator Light Indicator light turns on when a vehicle or obstruction is detected in the blind spot.</p>
	<p>Auto Windscreen Wiping Indicator light means the windscreen wipers are in operation on Automatic mode.</p>
	<p>Automatic Emergency Braking (AEB) Indicator light turns on when the AEB system is turned off or when the radar sensor or cover is blocked with dirt or snow.</p>
	<p>Adaptive Cruise Control Indicator light means that the ACC (Adaptive Cruise Control) is in operation.</p>
	<p>Winter Mode Indicator light lets you know you're driving on winter mode.</p>
	<p>Start/Stop Warning Light Indicator light turns on to inform the driver that Intelligent Stop / Start system is active and the engine has been shut down.</p>

	<p>Speed Limiter Indicator light means that the speed limiter function is activated.</p>
	<p>Seat Temperature Indicator light means that the air flow is distributed between front side window, windscreen and footwell de-misting vents.</p>
	<p>Glow Plug Indicator Indicator light means that the engine's glow plugs are warming up and the engine should not be started until the light goes out. If it flashes, an issue has been detected, such as a worn out glow plug.</p>
	<p>Fuel Filter Warning Indicator light means that the diesel fuel filter is full, and needs to be emptied to avoid engine damage.</p>
	<p>Exhaust Fluid Indicator light means that the diesel exhaust fluid reservoir is low on fluid.</p>
	<p>AdBlue Tank is Empty Indicator light means you have to fill the tank with more exhaust fluid.</p>
	<p>AdBlue Malfunction Indicator light means either the AdBlue system is malfunctioning or the system is not filled with the standard liquid.</p>
	<p>Water Fluid Filter Warning Indicator light means water in fuel filter has reached maximum capacity. Drain the water from filter.</p>



Diesel-Powered Vehicle Symbols

One of the common diesel-powered car dashboard light symbols is the glow plug indicator. This lighting pre-glows when it is warming up and worn-out glow if there's a plug issue.

Vehicle Diesel-Powered Light Symbols

A common car light symbol on the dashboard of diesel-powered vehicles is the **Glow Plug Indicator** – it comes on when the engine's glow plugs are still warming up and your engine should not be started until this light goes out – if it flashes after starting the engine, an issue has been detected and a glow plug may have worn out. Below is a list of more dashboard lights specific to diesel vehicles.

Note: Your dashboard symbols and car warning lights may look different to the dashboard lights below. The colours and/or designs may be different. Check your vehicle manual for more information.

	<p><i>Glow Plug Indicator</i></p> <p>Indicator light means that the engine's glow plugs are warming up and the engine should not be started until the light goes out. If it flashes, an issue has been detected, such as a worn out glow plug.</p>
	<p><i>AdBlue Tank is Empty</i></p> <p>Indicator light means you have to fill the tank with more exhaust fluid.</p>
	<p><i>Fuel Filter Warning</i></p> <p>Indicator light means that the diesel fuel filter is full, and needs to be emptied to avoid engine damage.</p>
	<p><i>Water Fluid Filter Warning</i></p> <p>Indicator light means water in fuel filter has reached maximum capacity. Drain the water from filter.</p>
	<p><i>Exhaust Fluid</i></p> <p>Indicator light means that the diesel exhaust fluid reservoir is low on fluid.</p>
	<p><i>AdBlue Malfunction</i></p> <p><i>Indicator light means either the AdBlue system is malfunctioning or the system is not filled with the standard liquid.</i></p>
	<p><i>Diesel Particulate Filter</i></p> <p><i>Indicator light means the diesel particulate filter has failed its test and needs to be serviced.</i></p>



Why Is My Check Engine Light Still There?

You've got a check engine light warning on your dash. Now what? You must be worried. And that's okay, because clearly your car is in trouble.



Check Engine Lights: What to do and How to Fix Errors

Like most car warning lights, the check engine light is a yellow, orange, or red engine symbol that appears on your dash when your car's system malfunctions.



How to Check My Dashboard Lights for Errors

Perhaps unsurprisingly, a dashboard lights warning is a driver's worst nightmare. First of all, it just pops on. No explanation whatsoever.



Is Your Check Engine Light Flashing on the Dashboard?

News Flash: Failing to acknowledge a flashing light on your dashboard can get you stranded in the middle of nowhere or stuck on the side of a busy highway.



What Are the Most Common Check Engine Light Issues?

Fact: when the check engine light comes on it spells bad news. There's something wrong under the hood.



Can You Drive a Car with the Check Engine Light On?

You're driving, when suddenly the dreadful yellow-orange Check Engine Light comes on! What should you do?